

Welcome to the Leaves weekly home learning page where you can choose to partake in weekly tasks linking to our curriculum. These tasks are not compulsory but please feel free to use if you wish.

Week Beginning 23rd January 2023

### Practical Activity

This week is Burns Night a special celebration day in Scotland.

Can you make a scottish flag? You could use paper, paint, felt tips or even magazine cuttings.



Make sure you send your teacher a picture of your creation.

### Home Reading

Have fun reading at home with your family. Can you answer some of the questions below?

After reading the book:

Encourage the child to talk about what happened in the book.

What happened in the story?

What happened to this character?

What did you find out?

Did you like this book? Why?

What was your favourite part?

Who was your favourite character?



twinkl.co.uk

### Spellings

Select a spelling list from below and use these spellings to write your own sentences. Remember to use capital letters and punctuation.

#### Spellings


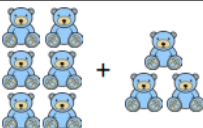



find  
mind  
kind  
behind  
door  
floor  
poor



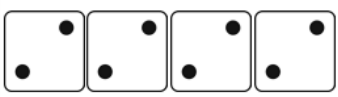





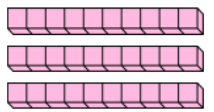


#### Spellings

straight  
strange  
strength  
suppose  
surprise  
therefore  
though  
thought



Can you complete one of the questions below? Remember to use practical resources to help you.

 <input type="text"/> + <input type="text"/>	8
 <input type="text"/> + <input type="text"/>	3
 <input type="text"/> + <input type="text"/>	5
 <input type="text"/> + <input type="text"/>	2
 <input type="text"/> + <input type="text"/>	9

Picture	Repeated addition	Bar model
	$2 + 2 + 2 + 2 + 2 = \underline{\quad}$	
	$5 + 5 + 5 = \underline{\quad}$	
	$10 + 10 + 10 = \underline{\quad}$	
	$5 + 5 + 5 + 5 + 5 = \underline{\quad}$	
	$2 + 2 + 2 + 2 = \underline{\quad}$	
	$10 + 10 + 10 + 10 + 10 = \underline{\quad}$	