






# Key Stage 1 Spring Two 2018

## Curriculum overview

### Spring 2- Leave your mark

Please find below the Key stage one curriculum overview for Spring 2 term. The overview gives you a brief explanation of what the pupils will be doing in school. It also gives you suggestions for activities to support pupils learning at home. These are only suggestions, not compulsory activities.

<p><b>English</b></p> <p>This half term we will be reading Monsters Love Colours and The Toys Party. We will continue to use our communication aids to comment upon the story and make requests.</p> <p><b>At home:</b></p> <p>Talk about different colours and patterns. Re-read the story and pretend to be the monsters playing with and exploring different colours.</p> <p>Look at story books and point at names characters or objects.</p> <p>Make lolly pop characters and retell a story.</p>  <p>Make monster hand and foot prints, talk about the colours.</p>	<p><b>Topic and Art</b></p> <p>This half term our topic is an art based theme Each week pupils will have the opportunity to experience and engage with different art mediums and techniques to create a range of sculptures and artwork.</p> <p>Week 1: Paper Mache Week 2: Textures Week 3: Clay/salt dough Week 4: Photos Week 5: Printing Week 6: Easter arts and crafts</p> <p><b>At home:</b></p> <p>Print with pasta shapes</p> 	<p><b>Science</b></p> <p>In Budgie class pupils will exploring and experimenting with different materials.</p> <p><b>PE</b></p> <p>In PE this half term our theme is dance where pupils will be learning new routines.</p> 	<p><b>Maths</b></p> <p>Maths is split into 3 strands: Number, Geometry and Measurement. Each week learning will focus on a different strand.</p> <p><b>At home:</b></p> <p>Make repeating patterns with coloured sequins</p>  <p>Sort or match toys by their colour.</p> <p>Download colour by number pictures</p> 
<p><b>Computing</b></p> <p>Children will develop the ability to input a sequence of instructions to make something move, whether that be on screen, using a floor turtle or a person. They will use computer packages and apps to enter instructions and see them come into action. Some children will need to use arrows, directional language (left, right, up, down, forwards, backwards, corner, straight) and verbs to give operations to program their object. They will learn how ICT can be used for a variety of purposes and bring their instructions to life.</p>	<p><b>PSHE</b></p> <p>PSHE is a curriculum area of learning that is embedded in all that we do.</p> <p>Activities that you can support at home include:</p> <p>Getting dressed and undressed independently.</p> <p>Washing hands and body independently.</p> <p>Making a simple snack/drink independently.</p> <p>Cleaning teeth.</p>	<p><b>Cooking</b></p> <p>During cooking this half term we will be making a range of cookies</p> <p>The children will be making similar products each week so that by the end of the term they will be able to complete the task as independently as possible.</p> <p><b>At home:</b></p> <p>Practice the skills of mixing, spreading, grating and chopping.</p> <p>Make simple cookies..</p> <p><b>Expressive arts.</b></p> <p>Pupils will be exploring puppet theatre and shadow puppets.</p>	<p>Look for shapes in the environment.</p> <p>Talk about how many sides, and corners they have.</p>