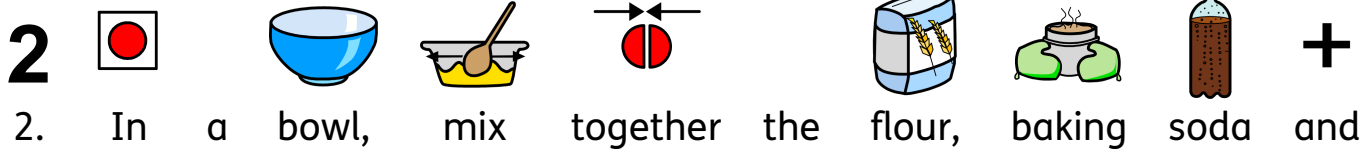




## Bread



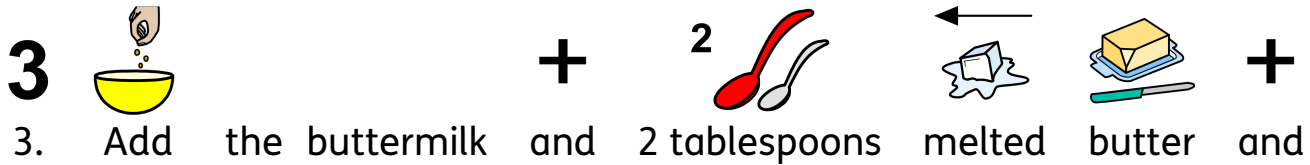
1, Preheat the oven to 375°F.



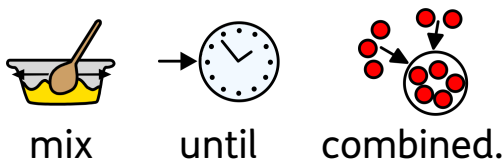
2. In a bowl, mix together the flour, baking soda and



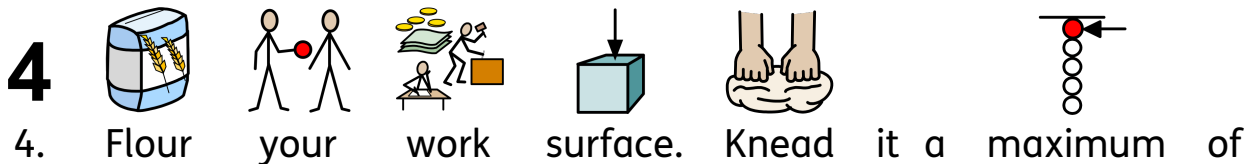
salt.



3. Add the buttermilk and 2 tablespoons melted butter and




mix until combined.



4. Flour your work surface. Knead it a maximum of


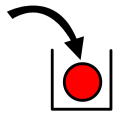
# 8x

eight times.


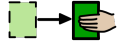


5

5. Shape it into a 6-inch domed round.



6

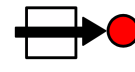



6. Transfer the dough to a baking sheet lined with



parchment paper.

7



7. Using a sharp knife, cut a large "X" across the top

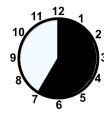


then brush the top with the remaining 1 tablespoon melted



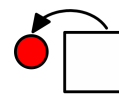
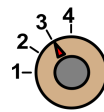
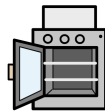
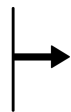
butter.

8

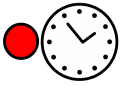


8. Bake the bread for about 35 minutes


9



9. Remove it from the oven and set it aside to cool



before



serving.