









Roll & Write









Name: _____

Choose 6 words to write in the top box under the dice pictures.
Roll a die. Re-write the word under the dice picture shown. Continue.

Choose 6 words to write in the top box under the dice pictures.
Roll a die. Re-write the word under the dice picture shown. Continue.



Write a sentence using one of your words.

The next pages can be used to make a large anchor chart/graphic organizer. I used sticky notes with mine. You could also make a large spider on black butcher paper and place the sticky notes on it.

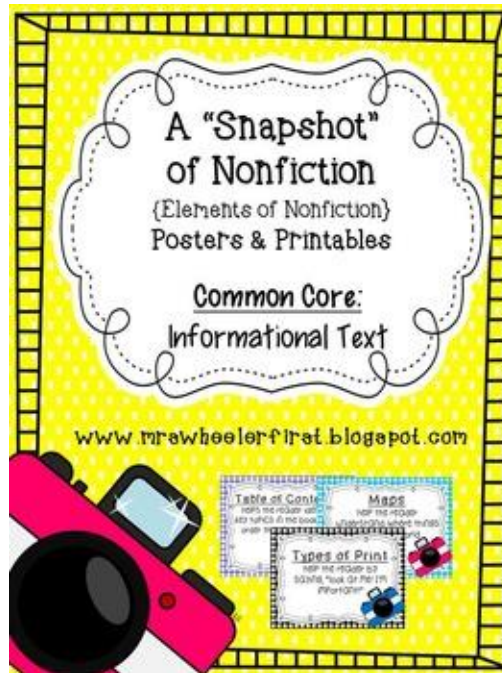
Spiders

Schema

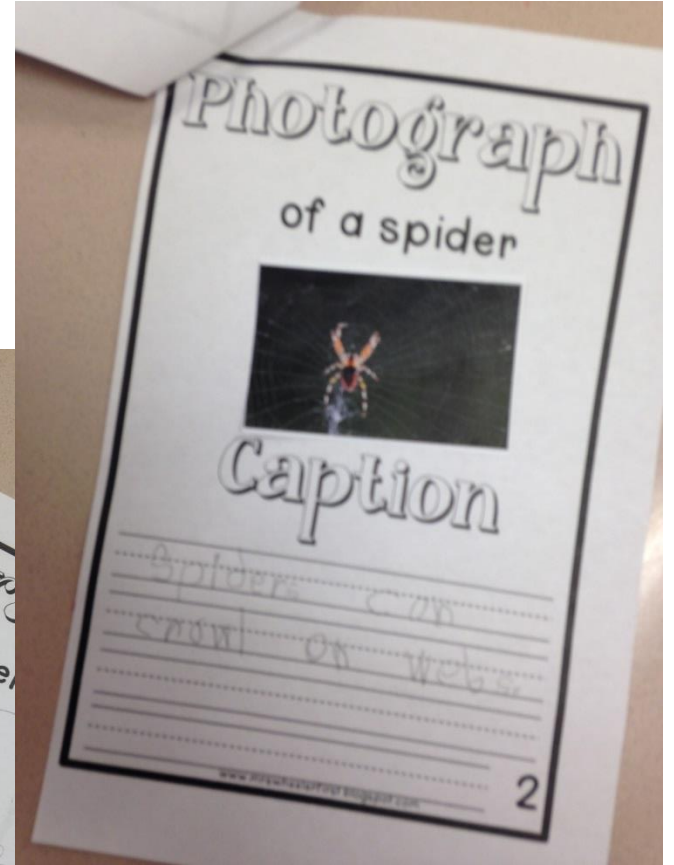


New Learning

Misconceptions

The next pages are to be assembled as mini-books to help students with nonfiction text features. For more text feature fun, click below!




Freebie in use:



Spiders

a text features mini-book

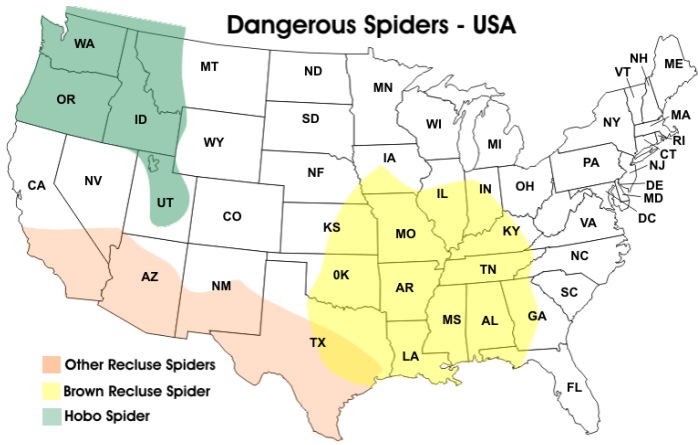


name: _____

Table of Contents

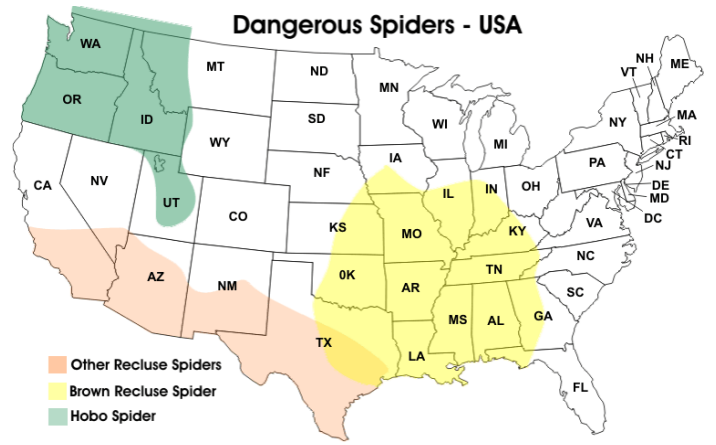
	Page 1
	Page 2
	Page 3
	Page 4

Dangerous Spiders - USA



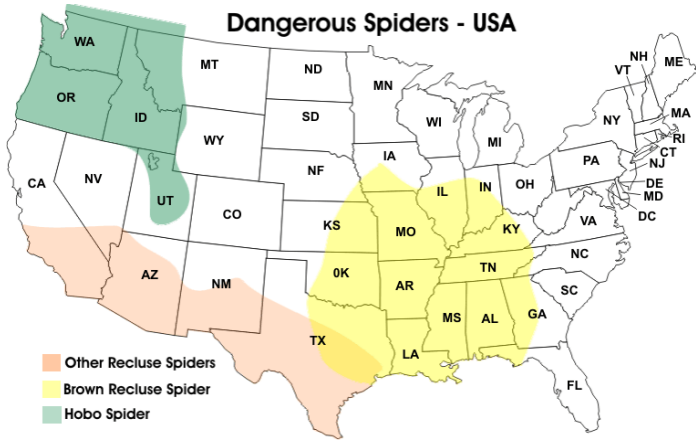
- Other Recluse Spiders
- Brown Recluse Spider
- Hobo Spider

Dangerous Spiders - USA



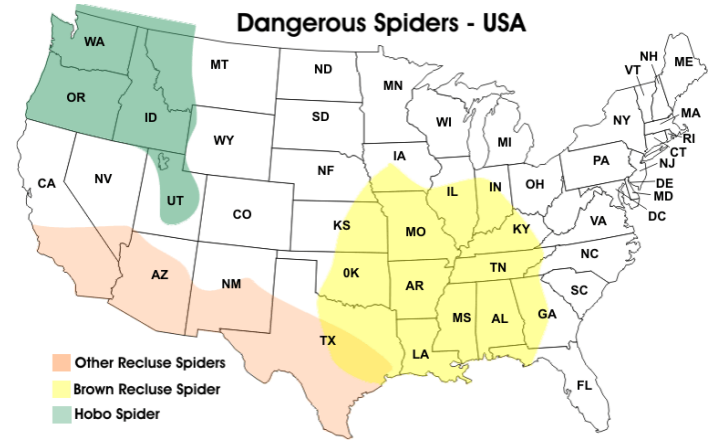
- Other Recluse Spiders
- Brown Recluse Spider
- Hobo Spider

Dangerous Spiders - USA



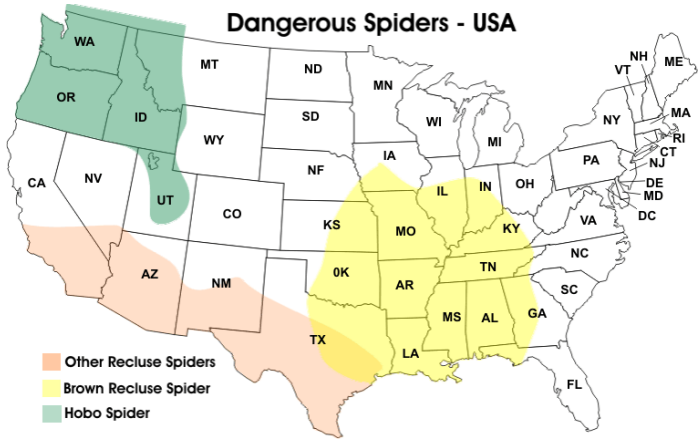
- Other Recluse Spiders
- Brown Recluse Spider
- Hobo Spider

Dangerous Spiders - USA



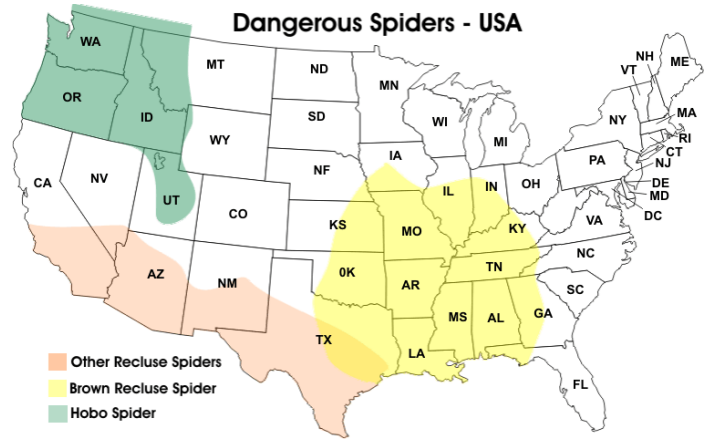
- Other Recluse Spiders
- Brown Recluse Spider
- Hobo Spider

Dangerous Spiders - USA



- Other Recluse Spiders
- Brown Recluse Spider
- Hobo Spider

Dangerous Spiders - USA



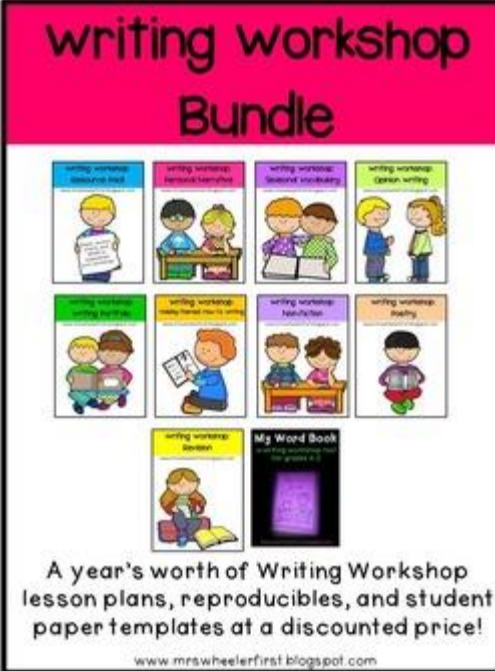
- Other Recluse Spiders
- Brown Recluse Spider
- Hobo Spider



The next page is to be used as a persuasive/opinion writing activity. For more persuasive/opinion writing fun, click below!



The next page is to be used as a wrap-up/facts writing page.
For more writing workshop fun, click below!




The advertisement features a pink header with the text "writing workshop Bundle". Below the header is a grid of ten small icons, each representing a different writing workshop activity. The icons are arranged in two rows of four, with a fifth icon centered below the second row. The icons are: 1. A boy holding a sign (writing workshop: Personalized). 2. Two boys at a desk (writing workshop: Personalized). 3. Two boys at a desk (writing workshop: Personalized). 4. Two boys talking (writing workshop: Opinion writing). 5. Two boys reading (writing workshop: Writing for fun). 6. A boy reading (writing workshop: Make a book). 7. Two boys at a desk (writing workshop: Make a book). 8. A boy writing (writing workshop: Poetry). 9. A girl writing (writing workshop: Poetry). 10. A book titled "My Word Book" (My Word Book).


A year's worth of Writing Workshop lesson plans, reproducibles, and student paper templates at a discounted price!

www.mrs.wheelerfirst.blogspot.com

SPIDERS



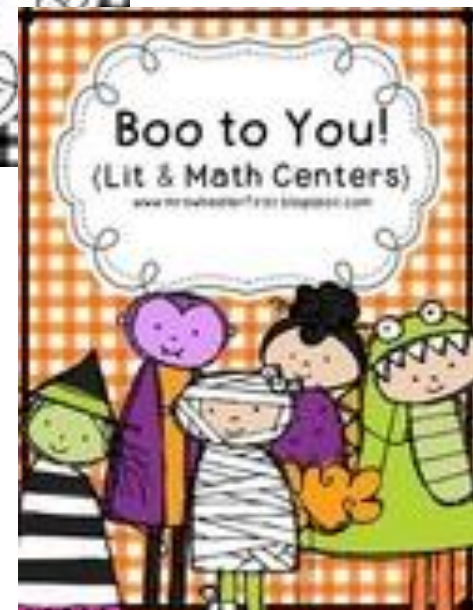
Name: _____



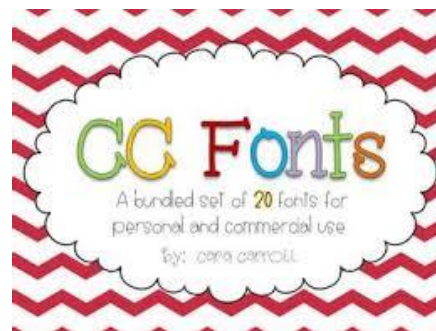
Handwriting practice area consisting of multiple sets of horizontal lines. Each set includes a solid top line, a dashed middle line, and a solid bottom line, providing a guide for letter height and placement.

Additional Halloween Products

{click each cover}



Thank You!



Thank You!

Email:meganwheeler44@Yahoo.com

Stay connected via social media!
Click each icon above to follow me!
Don't miss out on sales, giveaways,
and new products/ideas!

