

Week 1 (Summer 2) - Frog Theme Week









English

<https://www.youtube.com/watch?v=KZCaL42leqU> The Frog Prince story

<https://www.youtube.com/watch?v=4RBqu4B2-po> The Frog Prince

https://www.youtube.com/watch?v=Dhq_FEUEc8Y Princess and the Frog

Twinkl resources available on a version of the story.

 <p>Twinkl website link frog wordsearch https://www.twinkl.co.uk/resource/au-t2-t-897-australian-animals-years-3-6-frogs-word-search</p>	 <p>The Frog Prince mazes https://www.twinkl.co.uk/resource/t-t-10608-the-frog-prince-differentiated-maze-activity-sheets</p>	 <p>Frog writing sheets https://www.twinkl.co.uk/resource/life-cycle-of-a-frog-early-writing-activities-t-e-2549745</p>	 <p>Upper and lowercase letter match https://www.twinkl.co.uk/resource/us-t-2548776-pond-upper-and-lowercase-letter-matching-activity</p>
 <p>Frog pencil control sheet https://www.twinkl.co.uk/resource/t-t-19871-frog-leap-pencil-control-sheet</p>	 <p>Jump the frog on each letter to say the sounds and then blend them to make the word e.g. l-o-g, log</p>	 <p>Frog Hop Sight Word Game Draw lily pads and write words in them. Call out a word and quickly jump on that word.</p>	 <p>Hungry Hungry Frogs: a learning game Make a frog with a magnet stuck to the end of the tongue. Write letters, words or numbers on small pieces of paper (add a paperclip) and then let the hungry frogs find them.</p>

Other links and films

Frog Princess Disney film

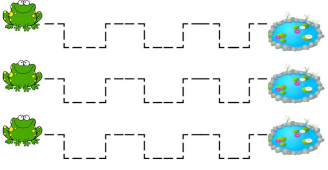
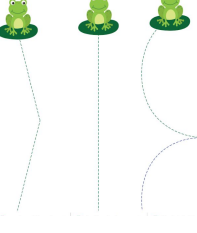


Songs

<https://www.youtube.com/watch?v=oSo0EU2jGCc> Mmm Mmm Frog (Music only)

https://www.youtube.com/watch?v=XyD0L_HTz3I Little Green Frog Song (Cartoon version)

<https://www.youtube.com/watch?v=TtX8yVEF0-w> 5 Speckled Frogs (Cartoon version)


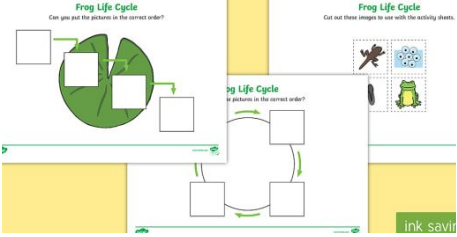

Fine / Gross motor activity ideas

			
<p>Fine motor tracing</p> <p>Download sheets separately</p>	<p>Scissor skills activities</p> <p>Download sheets separately</p>	<p>Gross motor jumping.</p> <p>Jump from one drawn line to another</p>	<p>Gross motor target throwing.</p> <p>Feed the frog by throwing objects into his mouth. Make the frog from an old cardboard box</p>




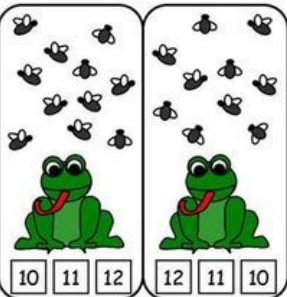



Cookery Ideas

		
<p>Iced froggie biscuits cakes</p>	<p>Fruit frogs - made out of an apple, grapes and raisins</p>	<p>Sweet frogs - using oreo cookies, pretzels and smarties</p>







Science

		
<p>Come Outside - Frogs</p> <p>https://www.youtube.com/watch?v=IxISGf9_amA</p>	<p>Sequence images of frogs and their life cycle</p> <p>https://www.twinkl.co.uk/resource/T-T-017-Frog-lifecycle-worksheets</p>	<p>Sort what is eaten by frogs</p>

Mathematics

 <p>LEAP FROG MATH TEACH BESIDE ME</p>	<p>Leapfrog maths. Make the frog toys jump onto the lily pads / numbered cake cases</p>		<p>Finish the puzzle whilst counting in 1s, 2s, 5s and 10s</p> <p>Download separately</p>
	<p>Playdough counting mats</p> <p>Download separately</p>		<p>Roll and cover the numbers</p> <p>Download separately</p>
	<p>Peg the number. Use a clothes peg and peg the correct number of flies</p> <p>Download separately</p>		<p>Cut out green coloured lily pads and write numbers on each. Call out numbers and land on that lily pad</p>
 <p>5 Green and Speckled Frogs</p> <p>Pick a log that's not too big</p> <p>Pick 5 smooth stones and paint them like frogs</p> <p>Use a blue cookie sheet or blue construction paper for the pool</p>	<p>Five speckled frogs rhyme</p>	 <p>I SPY A SHAPE</p> <p>Frog & spy a shape</p>	<p>Matching activity involving numerals, number names and spots.</p> <p>Cut out and match each group. Alternatively play pairs with the number and words to make each 'pair'</p> <p>Create your own shape frogs</p>

Art & Design activities

	<p>Green paint handprint. Curled pink paper tongue</p>		<p>Paper cup, card (yellow, white and green)</p>
<p>Paper Plate Frog A simple craft your kid will be hopping about! WWW.THEPEACEFULNESTBLOG.COM</p> 	<p>Paper plate, green paint, circled pink / red paper. Cut out eyes or googly eyes</p>	<p>Frog Life Cycle Recycled Craft Transformation</p> 	<p>Using bubble wrap, egg boxes, card and green pipe cleaners</p>
<p>TP Roll Frogs</p> 	<p>Toilet roll, coloured paper / card, googly eyes</p>		<p>Collage frogs. Cut and stick green paper, card or tissue paper</p>