
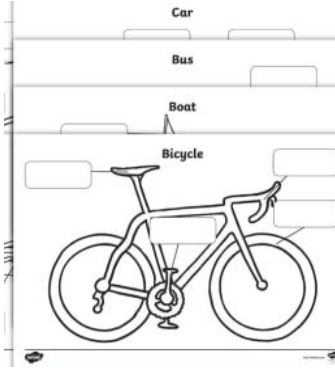




Week 5 (Summer 2) - Transport Theme Week

English

<https://www.youtube.com/watch?v=jHbE8kaBDKU> The Train Ride

<https://www.youtube.com/watch?v=LJT5e-iH85c> The Journey

 <p>Capital & Lowercase ALPHABET PARKING LOT</p> <p>A B C a b c</p>	 <p>Car Bus Boat Bicycle</p>	 <p>Train Transport</p> <p>This book helps ink saving Eco</p>	 <p>Transport Early Reading Comprehension Activity</p> <p>Read the sentence. Add the information to the picture.</p> <p>The ship is red and black. Six men sat on the bus. A win was on the road. The pink train is on the track.</p>
<p>Stick lower case letters on the vehicles and create a car park on the floor with capital letters. Match the lowercase letters with the capital letters.</p>	<p>Labeling vehicles https://www.twinkl.co.uk/resource/t-t-2741-transport-labelling-sheets https://www.twinkl.co.uk/resource/t-t-2713-label-the-car-parts</p>	<p>Train transport booklet https://www.twinkl.co.uk/resource/t-t-11845-train-transport-activity-booklet</p>	<p>Comprehension tasks https://www.twinkl.co.uk/resource/transport-themed-early-reading-comprehension-activity-tf-l-2548567</p>

Other links and films

<https://www.youtube.com/watch?v=KnWAJJUGo6w> Come Outside - Buses

Cars film

Plans film

Thomas the Tank Engine

<https://www.youtube.com/watch?v=pkMUfqXy0BM> Something Special Airport

<https://www.youtube.com/watch?v=rHHNkHL6jMA> Something Special Trains, Planes and Automobile

<https://www.youtube.com/watch?v=zWss7p8DjVU> Alphabet Transport

https://www.youtube.com/watch?v=Ks_Hkx9oxil Vehicles ABC (American)

Songs

<https://www.youtube.com/watch?v=77b4uAh3tFU> Something Special Wheels on the Bus

<https://www.youtube.com/watch?v=K2IMJsfoEMw&t=2s> Signing Hands Row your Boat

<https://www.youtube.com/watch?v=0peZ5AN5vs8&t=41s> Signing Hands Wheels on the Bus

<https://www.youtube.com/watch?v=9K0xRXF62F0> Signing Hands Transport song

<https://www.youtube.com/watch?v=B1yNgKeYM3k> Transport song

<https://www.youtube.com/watch?v=5-DeiXPJ3H8> Transportation song





Dance

<https://www.youtube.com/watch?v=Mw0C0ybhqTo&t=12s> Boogie Beebies Dig it




<https://www.youtube.com/watch?v=4dxaW3mlUd4> Boogie Beebies Chuffa Chuffa Chawoowo

<https://www.youtube.com/watch?v=H6hkqdoZTqg> Transportation action song




Fine / Gross motor activity ideas

 <p>CAR WASH Fine Motor Activity</p> <p>THE INSPIRED TREEHOUSE.COM</p>			 <p>WALK THE LINE</p>
<p>Car wash - cover the toy cars in shaving foam. Use squirty bottle to wash off the foam.</p>	<p>Bubble wrap roads - Lay out the bubble wrap on the floor and taped the sides down with the painter's tape. Note: Take care and test before using tape on wood floors. Tape can damage wood floors, especially if left on for long periods of time.) Roll the vehicles along the road, popping the bubble wrap.</p>	<p>Roadway scissor skills - draw 'roads' on paper or card for your child to cut</p>	<p>Draw chalk roads / tracks for your child to follow. These could involve straight lines and curved ones too.</p>





Cookery Ideas


		
<p>Traffic lights - spread melted chocolate on rectangular biscuits or cake slices and then decorate with coloured chocolate to make a traffic light.</p>	<p>Healthy transport snack - using celery, cream cheese, mini crackers and raisins.</p>	<p>Fruit rockets - cut fruit into chunks and either lay on a plate or put on a wooden skewer.</p>

Science

		
<p>Explore a range of different materials / objects to make boats. Find out which ones float / sink, stay waterproof or begin absorbing water.</p>	<p>Explore different textures and materials on how well vehicles travel down ramps e.g. towel, sandpaper, fabrics, tinned foil etc.</p>	<p>Explore a range of different objects and if they roll down a simple ramp (this could link to 3D shape and their properties)</p>

Mathematics


	<p>Number match - Stick numbers on the vehicles and create a car park on the floor with matching numbers, tally marks or dots. Match the values / numbers</p>		<p>Find the number - on an outside wall, chalkboard or pavement draw car shapes with numbers on them (choose numbers appropriate for your child). Adult says a number and they find it and squirt it with the squeeze bottle.</p>
 <p>Learning Shapes With Toy Cars</p>	<p>Shape outlines - create roadways of different shapes to play with. Talk about the sides and corners.</p>		<p>Colour matching - sort toy vehicles by colour</p>



Shape pictures - build a truck (or other vehicle) using a range of 2D shapes.



Data collection - sort toy vehicle collection by type or colour and record in a chart. Count up the total. If appropriate, talk about which is more, less and the difference between them.




Form the words using scrabble tiles. Add the numbers together to find the total value of each transportation word.

Download worksheet separately



Practical sorting vehicles by size e.g. large, big, small, little, midlesized.



Measuring - create a ramp (e.g. through a tube) and measure how far each vehicle travels.

Online Fun and Games

<https://learnenglishkids.britishcouncil.org/category/topics/transport> British Council Transport Games / activities

<https://matchthememory.com/transport> Transport pairs games

https://www.youtube.com/watch?v=2E3p_51tJx0 5 Little Men in a Flying Saucer

<https://www.youtube.com/watch?v=FVYYCWLq0pM> Counting transportation song

<https://www.youtube.com/watch?v=xWDcBNZT6j8> Numberblocks Counting Cars (counting in 1's, 2's and 3's)

<https://www.youtube.com/watch?v=rltQpwxlqow> Numberblocks How Many Passengers?

https://www.youtube.com/watch?v=_eojN2jlitk Counting numbers 1-20

<https://www.youtube.com/watch?v=8suLOtvp8NM> Zeek and friends 10 Little Numbers

Art & Design activities



Painting with Cars

Painting with cars - using different vehicles and paint create different tyre tracks.



Bottle boats - using the bottom section of plastic drinking bottles to create a boat. Decorate with stickers and use a small plastic straw and foam or plastic triangle as a mast.



Sponge painting - cut out a simple car outline (not the wheels) so you have a template. Using a small amount of paint and a sponge gently print the paint over the cutout to create a car. Stick on or draw wheels once it is dry.



Card tunnels - using paper or ideally card, create tunnels and glue / tape them to some card, creating small world play.



Rocket craft - cut out a rocket shape in card. Decorate the rocket and then attach to a stick to fly around the room.



Toilet roll train - cut and glue toilet rolls together to make a train and carriages. Paint them. Once dry glue bottle lids for wheels. Hole punch each side of each tube and join it to another with string / wool so that the carriages are joined.