

Home Learning - Year 5 (Part 3)

Science

<https://www.woodlandtrust.org.uk/blog/2020/03/kids-nature-activities-self-isolation/>

10 nature activities for kids if you're self-isolating at home - many garden based

<https://www.rspb.org.uk/fun-and-learning/for-families/family-wild-challenge/activities/>

More garden based activities such as: make a hedgehog cafe and build a minibeast hotel. Also upcycling craft ideas for inside

<http://www.communication4all.co.uk/HomePage.htm>

A range of topic books and activities for all areas available to download.



English - Phonics

<https://www.phonicsplay.co.uk/#>

Phonics games and activities that can be used on tablets / computers



Coronavirus Update

As a result of the U.K. government decision to formally close schools, we have decided to make PhonicsPlay free to use during this period. Children can use the site at home without their parents needing to subscribe. To access our resources all you need to do is log on using the following details:

Username: **march20** Password: **home**

We are currently very close to completing a new version of the PhonicsPlay site that is accessible on all phones and tablets. We will therefore also ensure that it is possible for users to freely access this new version of the site (with apologies in advance for any areas of the site that are not yet fully finished or double checked). The site can be accessed here: new.phonicsplay.co.uk.

Our aim to ensure that existing subscribers aren't disadvantaged and will seek to make sure that after the school closures are over and the site returns to normal, that existing subscribers have additional time added to their subscription.

If you haven't already discovered www.phonicsplaycomics.co.uk you may also find these free decodable comics useful at a time when you can't physically exchange your children's decodable reading books.

We wish you good health and all the very best at this stressful time.

English - Speaking and Listening activities


Simon says...



> Bend your knees	> Raise your left/right arm
> Bow	> Reach for the sky
> Clap your hands	> Roll your eyes
> Clap your knees	> Shake your body
> Climb the stairs	> Shake your head
> Close your eyes	> Shake your left/right foot
> Cross your arms/legs	> Sing a song
> Dance	> Smile
> Freeze	> Snap your fingers
> Give yourself a hug	> Stamp your feet
> Hop on your left/right foot	> Stand on your left/right foot
> Jump	> Stand on your toes
> Laugh	> Stick your tongue out
> Make a funny face	> Swim
> Move forward/back one step	> Touch your elbow
> Move like a robot	> Touch your mouth
> Open your mouth	> Touch your nose
> Play the air-guitar	> Touch your toes
> Pretend to sit in a chair	> Turn around
> Put your hands on your hips	> Put your hands on your shoulders
> Put your hands on your stomach	> Wave goodbye
> Put your thumbs up	> Wave with your left/right hand
	> Wiggle your fingers

INDOOR SCAVENGER HUNT

- Find a fork.
- Find something that is red.
- Find a tissue box.
- Find 3 things that have wheels.
- Find an orange crayon.
- Find something that is very soft.
- Find a band-aid.
- Find a key.
- Find 2 socks that match.
- Find something round.
- Find a sticker.
- Find a rubber band.
- Find a pair of glasses.
- Find an envelope.



Describe and build the face

- Play the listening game. Observing the sounds inside or outside (in your garden).
- Listening box. A listening box is similar to a touch box or mystery bag. You place an object in a closed box or bag. The child reaches her hand inside the box or bag and tries to guess what's inside. She uses her sense of touch to help her out. It's the same concept with the listening box only she'll use her sense of hearing to hear what's inside the box.
 - Choose some objects that make noise to place in your box one item at a time. {Bells, rattles, crinkly paper, you get the idea.}
 - Place one of the objects in the box. {Hide the items not in use in a separate box or bag.}
 - Make noise with the object in the box.
 - Ask your child what is making the noise. *What is that sound? What makes this noise?*
 - Show the object to your child and let him make the noise.
 - Repeat with new objects.
- Red light green light. Once your child gets the hang of the concepts of green-means-go and red-means-stop, add in another color "light" to the mix! E.g. blue light = clap, purple light = hop etc
- I Spy. One person finds an object within view and begins to describe it one attribute at a time. "I spy something blue. I spy something with four wheels. I spy something that goes vroom vroom!"
<https://parentingchaos.com/free-i-spy-games-kids/> link to I spy sheets
- Obstacle course. Is a series of challenging physical activities an individual must navigate through. Use a range of items such as, pillows, blankets, chairs, sofa, tables, hula-hoops, books, tents, large baskets, balls, balloons, pop up tunnels, old cardboard boxes, string, paper, tape, pegs or anything you have handy at home. The follow instructions (as appropriate for your child and their safety) e.g.:
 - Go under or over chairs or tables
 - Walk / crawl carefully on top of chairs
 - Go through tunnels (either a pop-up tunnel or make your own with a sheet and sturdy chairs or out of old cardboard boxes)
 - Go in/out/through tents
 - Go over a couch
 - Jump from the couch onto a big piles of pillows
 - Jump in hula-hoops in a row on the floor
 - Carefully walk on books set up on the floor like stepping stones
 - Crawling under/over a string that is tied between objects (or walk under it like in limbo)

- Throwing balls into buckets or baskets
- Keep a balloon in the air for 10 seconds
- Have areas set up of different activities they have to do before moving onto the next like jumping rope, jumping up and down three times, counting to 10, saying the ABC's, spinning around in circles 5 times

Read Write Inc

Guide for letter formation.

								
Maisey mountain mountain	Around the apple, down the leaf	Slither down the snake	Round his bottom, up his tall neck and down to his feet	Down the tower, across the tower	Down the body, dot for the head	Down Nobby and over his net	Down the plait and over the pirate's face	Round her face, down her hair and give her a curl
								
All around the orange	Curl around the caterpillar	Down the kangaroos body, tail and leg	Down and under, up to the top and draw a puddle	Down the laces, to heel, round the toe	Down the stem and draw the leaves	Lift off the top and scoop out the egg	Down the long leg	Down the head, to the hooves and over his back
								
Down his back, then curl over his arm	Down the body, curl and dot	Down a wing, up a wing	Down a horn, up a horn and under his head	Down up, down up	Zig-zag-zig	Round her head, up past her earrings and down her hair	Down the arm and leg, repeat the other side	

Fine motor activity ideas







Using household items or resources you may already have at home



Maths

<https://mathworksheetwizard.com/>

Create your own worksheets. You can keep regenerating new worksheets. Be aware this is an American site so colour is spelt 'color' and also the money work contains the old £1 coin not the new one!

	<p>Use different tape (electrical, masking tape, Christmas etc) or strips of paper / ribbon:</p> <ul style="list-style-type: none"> • Label as 'long' or 'short' • Measure using a ruler / tape measure 		<p>Sorting by a criteria using toys or household items</p> <ul style="list-style-type: none"> • Sort by colour, type, size, how they move, what you do with them
	<p>Using Lego bricks, Duplo blocks, or other objects like paper clips, cocktail sticks, cotton buds etc</p> <ul style="list-style-type: none"> • Measure using different materials and record as appropriate 		<p>Make patterns</p> <ul style="list-style-type: none"> • Using toys and objects at home make patterns involving colour or type e.g. car, car, brick
	<p>What can you make with straight lines</p> <ul style="list-style-type: none"> • Using straws or sticks and follow a line drawing / image 		<p>How long / tall in 1 minute</p> <ul style="list-style-type: none"> • Using paperclips, blocks, Lego etc join as many together as possible in 1 minute. Can you do more next time?