

# Teddy Bear Theme Week

## English

Where's my Bear (story)

[https://www.youtube.com/watch?v=e9w2We3\\_RM0](https://www.youtube.com/watch?v=e9w2We3_RM0) (without text shown)

<https://www.youtube.com/watch?v=RnMgU3CvnWl> (With text shown)

Goldilocks and the Three Bears

<https://www.youtube.com/watch?v=0oUP2PFoQi8> (simple version)

<https://www.youtube.com/watch?v=UauIRHrJGeU&t=10s> (Debbie and friends song themed story)

- Sequence sentences / the story
- Add the missing word
- Word searches

## Other links and films


[https://www.youtube.com/results?search\\_query=care+bears+full+episodes](https://www.youtube.com/results?search_query=care+bears+full+episodes) Care Bear episodes

Jungle Book film

Brother Bear film

Open Season film

## Fine motor activity ideas




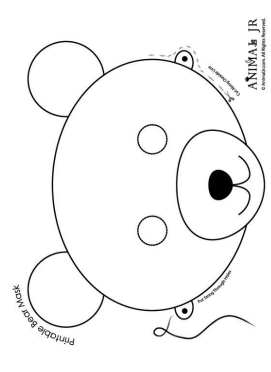
## Cookery



## Mathematics

	<p>Sort a range of bears (or toys) by size. Either big and little or a number of sizes.</p>		<p>Measure each bear using blocks, Lego, Duplo or Mega blocks and record the answer.</p>
	<p>Measure the bear using a ruler, fabric tape measure or a still (DIY) tape measure.</p>		<p>Dot to dot bears. Either in order for following a sequence e.g counting in 2s.</p>
	<p>Make patterns using bears / toys</p>		<p>Lay pieces of paper, books or foam jigsaw pieces on the floor, roll a dice and see which bear wins the race to the end.</p>
	<p>Name shapes, explore them, talk about sides and corners etc. Then create a bear.</p>		


## Art & Design activities

	<p>Make a bear. A moveable bear using split pins or simply glue the X's together to create a non-moving bear</p>		<p>Make a mask. Cut out and decorate it with pencils, paper, paint or using scraps of fabric. To make it stronger glue a section of an old cereal box to the back.</p>
--	--	--	--



Bear collage. Either using a paper plate or paper / card as the base and add coloured paper to make the collage.

N.B. Your child could have painted an old newspaper in paint (red, yellow and blue paint) before cutting into pieces.



Practice drawing toys and bears by following simple steps.

N.B. Colour is spelt the American way.



Tube bears. Colour with felt tips and add ears and eyes.



Build a house / cave for the bear using Lego, Duplo, or other equipment such as blankets, cardboard boxes.

**Science**

