

Spider Theme Week

English

Incy Wincy Spider

<https://www.youtube.com/watch?v=YAJynCIsNUg> Rhyme

The Very Busy Spider

<https://www.youtube.com/watch?v=TfL0g-XRxnA> Story book read aloud

<https://www.youtube.com/watch?v=nEPYKmlt4dU> Animation with text

Name: _____

Facts About Spiders

What are three facts that you learned about spiders?

Spiders _____

Spiders _____

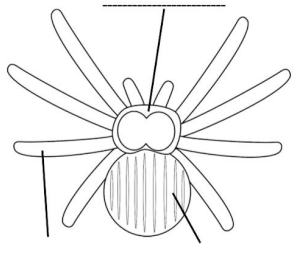
Spiders _____

Parts of a Spider


Label the parts of a spider. Use the word bank to help you spell the words. Then, color your spider.

Word Bank

abdomen head leg



Spiders



S _____

P _____


I _____

D _____

E _____

R _____

S _____



Drawing and writing


Labelling

Poem

Name: _____

What Do Spiders Eat?

Draw and label three pictures to tell what spiders eat.



Spiders eat...

Diagram

of a spider


Photograph

of a spider


Caption

Incy Wincy Spider.

Climbed up the water spout,




And washed poor _____




Incy out.


And dried up all the rain,




Down came the rain,



Out came the sun,



So Incy Wincy Spider,



Climbed up the spout again.

Drawing and labelling

Workbook

Rhyme, copy and colour

Other links and films

Spider episode 1 Spider in the bath

https://www.youtube.com/watch?v=LD_Wvcli95l

Spider episode 2 Just a spider

<https://www.youtube.com/watch?v=lwoljm4imo8>

Spider episode 5 Hedgehog hunt

<https://www.youtube.com/watch?v=ykZZFfHyJdU>

Spider episode 6 Spider's song

<https://www.youtube.com/watch?v=NHc77Gic3rA>

Bug's Life film


Songs

<https://www.youtube.com/watch?v=4r2NlbeJPWE> There's a spider on the floor (Body part song)

<https://www.youtube.com/watch?v=w6xZttvLJC0> Hey Mrs Spider (Counting song)

<https://www.youtube.com/watch?v=DHb4-CCif7U> On in under by song (Positional language)

Fine motor activity ideas



Thread wool / string and using tweezers or a peg try to pick up pretend spiders



Cut up straws and glue into place to create a web

Cookery Ideas



Oreo and sweets spiders



Spider sandwich with pretzel legs



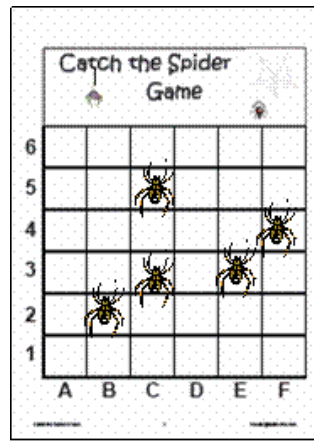
Spider web iced biscuits

Mathematics

Spider Counting Sensory activity




Count the plastic / cut out spiders found in the cooked spaghetti.




Try to catch their opponent's spiders by identifying the correct coordinate pair. If the student fails to find the spider, then he/she is caught in the web and loses his/her turn for that round.

Download separately



Playdough spider addition activity. Roll a ball of playdough. The child looks at the number problem and sticks the correct number of legs each side to find out the answer.



The Very Busy Spider Patterns. Copy, compete or create own repeating patterns.

Download separately



Numbered spider web. Using card or the outside of a paper plate, make holes around the edges and write numbers randomly so that when wool / string is threaded through it criss crosses to create a spider web effect.

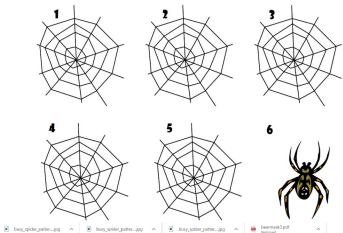
Spider Maze



Help the spider move through the maze using direction and spatial awareness.

Download separately

SPIDER GAME-1




Spider game using a dice and counters.

Download separately



Spider Legs Game



Spiders are cut out of construction paper, with googly eyes glued on. The legs are pipe-cleaners (chenille sticks or straws) cut and slightly bent.



Roll the dice and write the number on the board. Place that many legs on your spider. Roll the dice again and write the 2nd number on the board. Place that many legs on your spider. Count up all the legs and write the


	<p>Player #1 rolls 2 dice and finds the sum, then colours that number on the page. Player #2 rolls 2 dice and finds the sum, then colours that number in a different colour.</p> <p>Download separately</p>		<p>answer on the board. Or you could just roll the dice and put on that many legs without the 'addition' aspect.</p>
	<p>Spider addition - Doubling dinosaurs. With supervision, use a mirror so that they can create the double and match to the number e.g. 2 + 2 (in the mirror) = 4 that means double 2 is 4</p> <p>Download separately</p>		

Science




Explore forces and different materials (e.g. wool, string, uncooked spaghetti) and discuss what happens.

BUG scavenger hunt



Create own bug scavenger hunt sheet and go and explore the garden / on a local walk.



Come Outside - Spiders

<https://www.youtube.com/watch?v=UQ2RzDI0vvM&t=1s>

Art & Design activities

	<p>Create a sticky spider web using tape, and throw cotton wool balls / scrunched up paper.</p>		<p>Simple paper cutting activity to create spider webs, developing scissor skills.</p>
 <p>Rainy Day Mum</p>	<p>Build a spider web using playdough and cut up drinking straws.</p>		<p>Toilet roll spider art. Cut eight strips on the toilet roll, bend outwards before dipping in paint and printing on paper. Draw eyes or glue on googly eyes.</p>
	<p>Spider headbands.</p>		<p>Cut and stick spider art using scraps of black / painted paper.</p>