

# Week 3 (Summer 2) - Pets Theme Week

## English - stories and activities linked to pets

<https://www.youtube.com/watch?v=psCzO1TIJU> What Pet Should I Get - Dr Seuss

<https://www.youtube.com/watch?v=XOGSedNnjVI> Some Pets story

<https://www.youtube.com/watch?v=uAgOVDxz68U> I Love Dogs story

<https://www.youtube.com/watch?v=yW6-ql4mtDO> The Birthday Pet story

<https://www.youtube.com/watch?v=7j0OY3236jw> Harry the Dirty Dog

<https://www.youtube.com/watch?v=QFORvXhub28> The Rainbow Fish

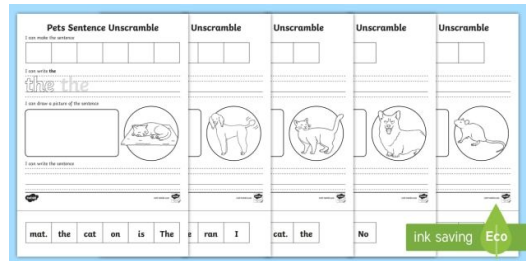
<https://www.youtube.com/watch?v=ifXlc0QI2kY> The Rainbow Fish animation

<https://www.youtube.com/watch?v=hU4hyfv2qs> Something Special Pets



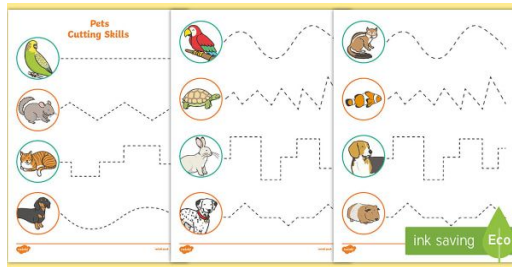
Describe the pet writing activity

<https://www.twinkl.co.uk/resource/pet-descriptions-writing-activity-sheets-t-e-997>



Making sentences about the pets

<https://www.twinkl.co.uk/resource/t-t-23716-phase-2-pets-sentence-unscramble>



Pencil control and / or cutting skills

<https://www.twinkl.co.uk/resource/t-t-2545961-pets-the-med-cutting-skills-activity-sheets>



Missing posters

<https://www.twinkl.co.uk/resource/t-l-886-missing-lost-pet-writing-frames>



Listen and colour activities (following the instructions)

Download separately



Writing - All about the day I got my pet  
Download separately




## Other links and films

The Secret Life of Pets  
The Secret Life of Pets 2  
Lady and the Tramp  
101 Dalmatians  
Cats and Dogs  
Aristocats





## Songs

<https://www.youtube.com/watch?v=RAObh4cLDAI> Pet Song for Kids  
<https://www.youtube.com/watch?v=pWepfJ-8XU0> I Have A Pet song  
<https://www.youtube.com/watch?v=T-Sls1k2sKY> Pet song  
<https://www.youtube.com/watch?v=GukdT4gUIZs> Wag Your Tail song  
<https://www.youtube.com/watch?v=-KDPAB4pqQ8&list=PLe9qinZzQnckL4hY1GXpxVnRe4NQY9jAX> Rags song  
[https://www.youtube.com/watch?v=9mmF8zOlh\\_g&list=PLe9qinZzQnckL4hY1GXpxVnRe4NQY9jAX&index=3](https://www.youtube.com/watch?v=9mmF8zOlh_g&list=PLe9qinZzQnckL4hY1GXpxVnRe4NQY9jAX&index=3)  
Bingo song




## Fine / Gross motor activity ideas

		
<p>Draw a pet shape and straight / wiggly lines. Children follow the lines with pom poms, using a pencil, pen or paint brush.</p>	<p>Use coloured wool or pipe cleaners as the 'worms'. Pick the worms up with tweezers or a clothes peg.</p>	<p>Squish the fish (yoga) <a href="https://www.youtube.com/watch?v=LhYtcadR9nw">https://www.youtube.com/watch?v=LhYtcadR9nw</a></p> <p>Bunny Bounce (Disco) <a href="https://www.youtube.com/watch?v=9gV85rd3yTc">https://www.youtube.com/watch?v=9gV85rd3yTc</a></p>

## Cookery Ideas

			
<p>Iced ring doughnuts - cat themed</p>	<p>Paw crispy cakes using and add smarties or sweets</p>	<p>Fish shaped iced / chocolate covered biscuits</p>	<p>Rainbow fish pizza shapes. Use a range of colorful vegetables</p>






## Science

		
<p>Come Outside - Rabbits  <a href="https://www.youtube.com/watch?v=ZoEF4FFDKoc&amp;t=45s">https://www.youtube.com/watch?v=ZoEF4FFDKoc&amp;t=45s</a></p> <p>Come Outside - Fish  <a href="https://www.youtube.com/watch?v=IZmkh7KXz2Y&amp;t=12s">https://www.youtube.com/watch?v=IZmkh7KXz2Y&amp;t=12s</a></p>	<p>Sorting what the pet needs.          Go to the Twinkl website  <a href="https://www.twinkl.co.uk/resource/cef-p-261-what-does-this-pet-need-a-ctivity">https://www.twinkl.co.uk/resource/cef-p-261-what-does-this-pet-need-a-ctivity</a></p>	<p>Pets science experiences          Go to the Twinkl website  <a href="https://www.twinkl.co.uk/resource/t-2546589-eyfs-pets-science-experiments-resource-pack">https://www.twinkl.co.uk/resource/t-2546589-eyfs-pets-science-experiments-resource-pack</a></p>

## Mathematics

 <p><b>Feed the Birds</b> Counting Sensory Bin</p>	<p>Draw an outline of a bird's face (repeat on different coloured card - or paint the card afterwards) and cut out their mouth.</p> <p>Place over old yogurt pots or containers. Give written instructions or roll a dice to see how many spoonfuls of food to give each bird.</p> <p>Vocab, how many, full, empty, half full, count (numbers), in, more, less etc,</p>	 <p><b>Design a cat tree</b> with Legos</p>	<p>Create your own lego / block cat tree (where a cat can climb or hide).</p> <p>Use different small toys and place them in different places and develop positional language playing "Where's the pet?"</p> <p>Vocab: on, in, under, in between, next to, in front, behind etc.</p>
 <p><b>Pets</b> I Spy and Add to 20</p>	<p>I spy and add to 10 or 20 sheets.</p> <p>Go to the Twinkl website 10 <a href="https://www.twinkl.co.uk/resource/pets-i-spy-and-add-to-10-t-m-30195">https://www.twinkl.co.uk/resource/pets-i-spy-and-add-to-10-t-m-30195</a></p> <p>20 <a href="https://www.twinkl.co.uk/resource/pets-i-spy-and-add-to-20-t-m-30196">https://www.twinkl.co.uk/resource/pets-i-spy-and-add-to-20-t-m-30196</a></p>	 <p>Free Printable <b>Pet Matching</b> Board Game</p>	<p>Create your own pet game to play again and again</p> <p>Download separately</p>
	<p>Print out and cut out the pets. Use as a number sequencing activity or a hide and seek treasure game.</p> <p>Download separately</p>		<p>Pet number dot to dots</p> <p>Go to the Twinkl website <a href="https://www.twinkl.co.uk/resource/t-t-2546900-pets-dot-to-dot-activity-sheet">https://www.twinkl.co.uk/resource/t-t-2546900-pets-dot-to-dot-activity-sheet</a></p>

## Art & Design activities

	<p>Paper chain pet snake. Cut strips of coloured card or paper and link them together creating a chain (using tape, glue or staples).</p>		<p>Use old newspapers or magazines. Cut out shapes (oval, teardrop, 2 semi circles and 2 triangles - add facial features and a tail) to create a simple cat.</p>
	<p>Use a paper plate, left over card or paper for the fins and paint or felt tips to colour the fish whatever colour you choose.</p>		<p>Use lolly sticks and scraps of card and paper to make stick puppets. Then maybe make a 'show' using them.</p>
	<p>Use egg box carton, tissue paper or odd bits of paper, poms poms and pipe cleaner mouth (or draw features)</p>	 	<p>Large piece of card (you can paint it if it isn't the colour you want. Fold in half and cut out a u shape so when it is opened it creates 4 legs. Add a cat shaped head and tail. Stick on the features.</p> <p>Finger paint using a coloured paint onto plain or coloured paper, add a collar and dog features</p>