



Week 6 (Summer 2) - Zoo Theme Week

English

<https://www.youtube.com/watch?v=JvXXpxBklMo> Signing Hands - 123 to the Zoo

<https://www.youtube.com/watch?v=rudDGRQ9QGA> Dear Zoo story

	<p>Sentence Writing</p> <p>Trace each sentence and then write your own sentence about the picture underneath.</p>  <p>Sindad was excited to explore the zoo.</p> <p>Sindad saw elephants at the zoo.</p>		<p>What am I?</p> <p>I have four legs. I am big and grey. I have a trunk.</p> 
<p>Escape description sheets.</p> <p>https://www.twinkl.co.uk/resource/t-l-890-escaped-animal-writing-frames</p>	<p>Copy the sentence or add another to the one given.</p> <p>https://www.twinkl.co.uk/resource/roi-l-936-whos-at-the-zoo-trace-and-copy-sentences-activity-sheet</p>	<p>Zoo wordsearch</p> <p>https://www.twinkl.co.uk/resource/roi-l-928-whos-at-the-zoo-word-search</p>	<p>Reading / listening activity. Match the animal to the description.</p> <p>https://www.twinkl.co.uk/resource/t-s-890-what-am-i-guessing-game-cards-animal-themed</p>

Other links and films

<https://www.youtube.com/watch?v=IJAMzz1T-U> Something Special - Jungle Animals

Songs

https://www.youtube.com/watch?v=SRtDR_wqnio Meerkat Scouts

<https://www.youtube.com/watch?v=-zxcGKIMcOs> Down in the Jungle (actions but not Makaton)

https://www.youtube.com/watch?v=tVIW_wbV9Kc Signing Hands - The Lion Sleeps Tonight

https://www.youtube.com/watch?v=G_ryVTJvxIE Signing Hands - Dad I want to be a Camel

<https://www.youtube.com/watch?v=OwRmivbNgQk> Let's go to the Zoo

https://www.youtube.com/watch?v=_lr0Mc6Qilo Yes, I can!




Dance

<https://www.youtube.com/watch?v=BeqFYxfDtio> Boogie Beebies - Hey Monkey

<https://www.youtube.com/watch?v=wCfWmlnJI-A> The Animal Song (with actions)

<https://www.youtube.com/watch?v=GoSq-yZcJ-4> Walking in the Jungle (with actions)


Fine / Gross motor activity ideas

 <p>What is Hiding in the Grass?</p>	 <p>ANIMAL TAPE RESCUE</p>	 <p>ANIMAL PARADE</p>	 <p>Elephant Stomp Gross Motor Skills</p>
<p>Create some pretend grass (green paper cut into strips but not to the end). Put an image of an animal behind the grass. The children start to trim the grass with scissors to reveal the animal.</p>	<p>Tape down animals for an animal rescue. Develops coordination, finger grip and pressure.</p>	<p>Draw different lines on paper or with chalk on the ground outside. Follow the lines by standing the animals along it.</p>	<p>Cut out some simple elephant shapes. Tape elephants all over the bubble wrap and tape to the ground. Now the children stomp like an elephant.</p>

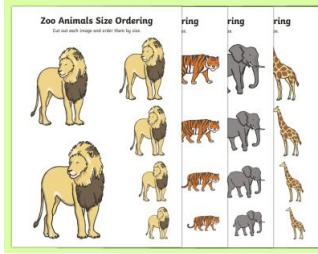


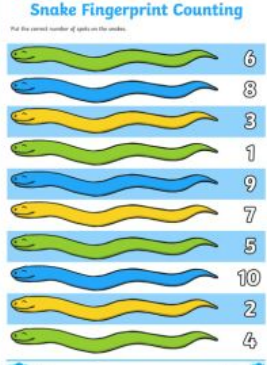



Cookery Ideas

		
<p>Fruit snacks made from sliced banana and strawberries joined together with chocolate spread.</p>	<p>Make banana giraffes using bananas, chocolate covered raisins, banana chips or nuts (if suitable).</p>	<p>Make lion faces using square crackers, spread (chocolate, cheese etc), to join together and pretzels (straight and shaped) for the main with raisins for the eyes.</p>

Science

<p>Animal sounds</p> <p>https://www.youtube.com/watch?v=TcYX-OTxvFE Animals Sounds Song (mixed)</p> <p>https://www.phonicsbloom.com/uk/game/match-sounds?phase=1 Match sounds Phase 1</p> <p>https://www.phonicsplay.co.uk/AnimalBingo.html Animal Bingo</p>	 <p>Sort zoo (toys or images) into groups based on if they are fast / slow, have stripes / spots / plain skin</p>	<p>Search online for Zoo website links to find out more about different animals</p>
--	---	--

Mathematics

<h1 style="text-align: center;">Counting songs</h1>	<p>https://www.youtube.com/watch?v=Vr-L6q4vbWU The Banana Song</p> <p>https://www.youtube.com/watch?v=sfFwo7iQsDw 5 Little Monkeys</p> <p>https://www.youtube.com/watch?v=mZBZ8J1R_yU 3 Little Monkeys - Signing Hands</p>		<p>Size ordering activity.</p> <p>Print from Twinkl link https://www.twinkl.co.uk/resource/t-t-2548744-zoo-animals-size-ordering</p>
	<p>Snake patterns. Draw a simple snake shape and copy / create 2, 3 or 4 step repeating patterns e.g</p> <p>2 - yellow, red and repeat</p> <p>3 - red, blue, green and repeat</p> <p>4 yellow, yellow, red, red and repeat</p>		<p>Recreating animal patterns using paint, chalk or pencils.</p>
	<p>Fingerprint counting</p> <p>https://www.twinkl.co.uk/resource/t-n-5030-snake-fingerprint-counting-activity-sheets</p>		<p>Zoo block diagram / bar chart - count and record the total</p> <p>https://www.twinkl.co.uk/resource/t-t-20066-zoo-bar-graph-activity-worksheet</p>
	<p>Create a shape monkey using circles and ovals out of paper then add arms and legs.</p>		<p>Draw a range of 2D shapes on paper (or print some out). Create a zoo parade where the nails go around the shape. Talk about the number of corners, sides and whether they are straight or curved.</p>

Art & Design activities

 <p>A child is shown applying black sticks to a tiger-shaped paper cutout. The text 'sticky tiger craft' is overlaid on the image.</p>	<p>Draw a simple tiger outline and your child could colour it orange. Cut strips of black card / paper and glue over the tiger to create a stripy effect.</p>	 <p>The image shows a purple playdough base with sticks and pipe cleaners inserted into it. The text 'BUILD A ZOO STEM Activity' is at the top.</p>	<p>Using playdough, sticks, lolly stickers, pipe cleaners etc build their own pens for the zoo.</p>
 <p>The image shows a giraffe-shaped paper crown with a yellow and orange pattern. The text 'GIRAFFE PAPER CROWN! Fun & easy activity' is overlaid.</p>	<p>Create a giraffe crown. Use a long strip of card as the headband. Add horns, ears and their patterned skin.</p>	 <p>The image shows various zoo enclosures built with wooden blocks. The text 'ZOO BUILDING in the Blocks Center' and 'pre-kpages.com' is overlaid.</p>	<p>Using wooden blocks, Mega Bloks, Duplo or Lego build a zoo with different enclosures for the different animals.</p> <p>Consider taking a photograph of it and getting them to rebuild it by looking at the photograph another day.</p>
 <p>The image shows a green and yellow paper chain snake. The text 'Paper Chain SNAKE' is overlaid.</p>	<p>Paper chain snacks - consider linking it to pattern work.</p>	 <p>The image shows a koala-shaped paper plate made from newspaper. The text 'newspaper KOALA' is overlaid.</p>	<p>Tear or cut up old newspapers. Stick onto a paper plate. Add ears, nose and eyes.</p>