


# Making a Picture House

## Instructions

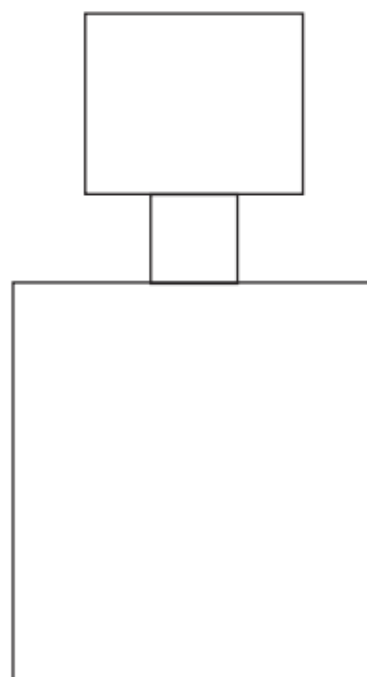
1. Add a triangle for the roof.
2. Draw four square windows.
3. Add a rectangle for the door.
4. Draw a circle as the door handle.



# Robot

## Instructions


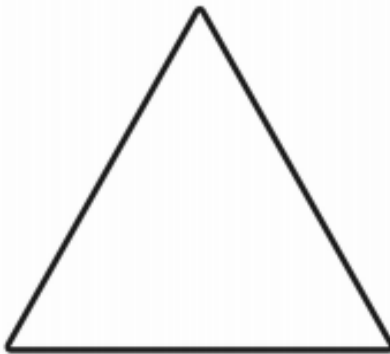

1. Add two triangles for the robot's eyes.
2. Draw a circle for the robot's nose.
3. Add two rectangles for the robot's arms.
4. Draw two triangles for the robot's feet.
5. Add three small circles as buttons for the robot.





# 2D Shapes

Colour, trace and connect to make the shapes.

**Colour**



**Trace**



**Connect**

